



Oral Blending



Letters and Sounds - Phase 1 - Aspect 7

Oral Blending and Segmenting

Tuning into sounds



Main purpose: To develop oral blending and segmenting of sounds in words

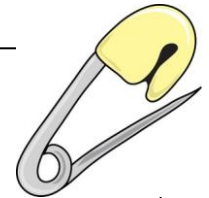
- When giving out the snack segment the snack you are giving out and blend, e.g. we have m - il- k milk and ch-ee- se cheese for snack today




- When lining up or getting ready to go out/ have dinner/ tidy up give the instructions using some segmenting and blending, e.g. can Toby fasten his c-oo-t coat? Put the b-oo-ks away?




- Segment and blend instructions for washing hands. Turn on the t-a-p tap. Then we put our h-a-nds hands under the water. Then we r-u-b rub our hands together. Then we wash all the soap o-ff off. Finally we dry our h-a-nds hands.



Toy Talk



Letters and Sounds - Phase 1 - Aspect 7
Oral Blending and Segmenting
Tuning into sounds



Main purpose: To develop oral blending and segmenting of sounds in words

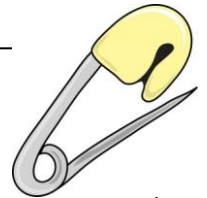


- Use the soft toy that you have identified to give the children instructions for snack time


- Give instructions for tidying up using sound talk
- Try doing the register using sound talk



- As the children wash and dry their hands
Practice using sound talk




Segmenting



Letters and Sounds - Phase 1 - Aspect 7

Oral Blending and Segmenting

Listening and Remembering Sounds

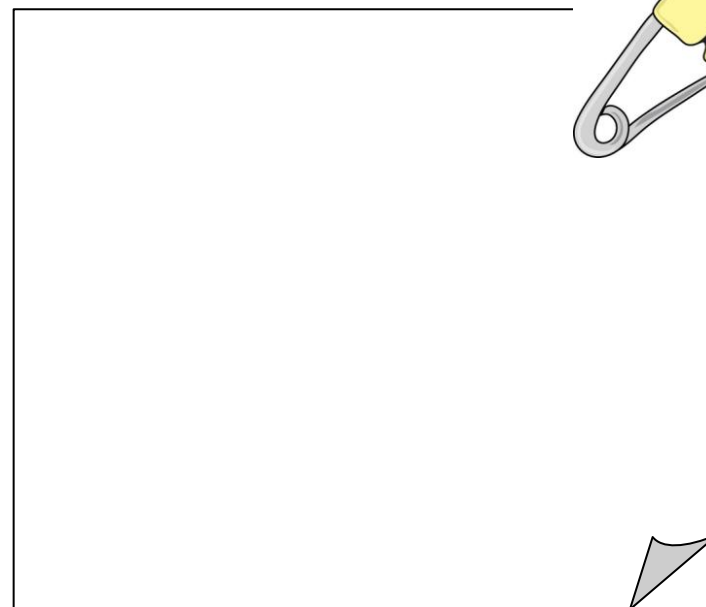
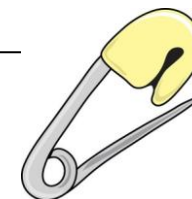


Main purpose: To listen to phonemes within words and to remember them in the order in which they occur

- As the children become more confident get them to use the soft toy and have a go at the sound talk when giving out snack
- Use the snack mats with simple CVC pictures on (cat/dog/, ask the children to have a go at using sound talk



- Choose children to have a go at practising their sound talk whilst waiting to go out etc...




Which One




Letters and Sounds - Phase 1 - Aspect 7

Oral Blending and Segmenting




Talking About Sounds


Main purpose: To talk about the different phonemes that make up words



- Play eye spy as you give out / wait for/ prepare snack using sound talk



- Whilst going to line up/ get coats on etc... give your instructions in sound talk
E.g. can Tom z-i-p his coat up? Get the children to repeat and blend



- When washing their hands have the instructions on the wall (with photos) and encourage the children to read some of the simple words using sound talk

