


Activity Eight

Letters and Sounds - Phase 1 - Aspect 6


Voice Sounds

Tuning into sounds


Main purpose: To distinguish between the differences in vocal sounds, including oral blending and segmenting



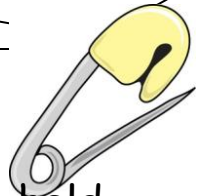
Seat children facing each other, see if they can copy the funny faces they pull. Sticking out their tongues, closing their eyes...



Using echo-megaphones or paper mega-phones you have made let the children give messages and instructions to each other.



Look in the mirror in the bathroom. Smile and make eye contact with the child. Stick your tongue out, wiggle it from side to side. Ask the child where their tongue is and see if they can copy your actions.



Give the child a hand-held mirror so they can see their face. Talk about the features of their face, 'Can you find your teeth, tongue, lips...?'