


Activity Seven

Letters and Sounds - Phase 1 - Aspect 6


Voice Sounds

Tuning into sounds


Main purpose: To distinguish between the differences in vocal sounds, including oral blending and segmenting



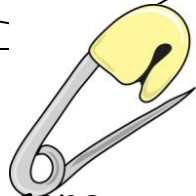
Ask the children to copy a sound you make. Make it in a high voice, low voice, long sound, short sound. See if the children can copy the sounds you make.



Make silly sounds together. Play around making long noises and short noises. Talk about the differences between the noises the children make.



Whilst washing hands encourage making voice sounds and whispering sounds. Show the child how you can control the volume of the sounds you make.



Sing the Old Macdonald song in different kinds of voices, high and squeaky and low and sad. Sing it fast and sing it slow. Encourage the child to join in and sing together.