


Activity Five

Letters and Sounds - Phase 1 - Aspect 6


Voice Sounds

Tuning into sounds


Main purpose: To distinguish between the differences in vocal sounds, including oral blending and segmenting



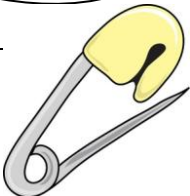
Ask each child to take it in turns around the snack table to make a sound from the sound place mat and copy each other's sounds.



Play back the recorded sounds from Activity 5 on the voice recorder and ask the children to identify the sounds they hear.



Ask the children to recall the sounds in the Sound Sack, making them in voices of different volumes (this can be good in the bathroom with lots of echoes!)



Using a whispering voice, talk to the child about the items in the Sound Sack. Ask the child to make the noises relating to the items in the sack.